


Filing taxes at a Paycheck Plus VITA site? Here's how to apply for your Paycheck Plus bonus:

① **File** taxes at a Food Bank Paycheck Plus VITA site 

② **Request** a bonus if...

- ✓ You worked during 2016 (you earned wages or profit)
- ✓ No one is claiming YOU as a dependent
- ✓ You are not claiming a dependent child
- ✓ Your total income was less than \$30,000

③ **Choose** how you want to be paid. (Do this before you leave the VITA site.)

- ✓ Form: how you want to be paid your bonus 


Paycheck Plus
Debit Card



OR

A bank account or card
you already own



④ **Show** that the IRS (or NY State) accepted your taxes 

Automatic
Notice from IRS
to VITA

OR

Get IRS or NY State
Where's My Refund
Page

OR

Get Bill or
Statement
from IRS

OR

Get IRS
1040
Transcript



⑤ **Wait** about 3 months 

⑥ **Check** to see if you are getting a bonus!

paycheckplus.mdrc.org 

Filing taxes at a Self-Prep site or someplace else?



Here's how to apply for your Paycheck Plus bonus:


① **File** taxes  then wait about 2 weeks 

② **Request** a bonus if...

- ✓ You worked during 2016 (you earned wages or profit)
- ✓ No one is claiming YOU as a dependent
- ✓ You are not claiming a child on taxes
- ✓ Your total income was less than \$30,000

③ **Bring** to a Paycheck Plus site...

✓ Copy of taxes  and your government photo ID 

✓ Form: **Choose** how you want to be paid 

Paycheck Plus
Debit Card



OR

A bank account or card
you already own



④ **Show** that IRS (or NY State) accepted your taxes 

Get IRS or NY State
Where's My Refund
Page

OR

Get a Bill or
Statement
from IRS

OR

Get IRS
1040
Transcript

⑤ **Wait** about 3 months 

⑥ **Check** to see if you are getting a bonus!

paycheckplus.mdrc.org 